


If You Discharge to a Sanitary Sewer or Publicly Owned Treatment Works (POTW):

You Must:

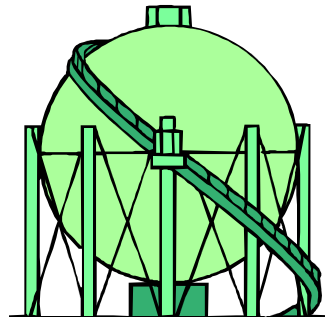
- If your bay drains discharge into a sanitary sewer leading to a POTW, you must contact the POTW to obtain information on the effluent limits (limits on pollution in your wastewater) and to notify them that you are discharging to their system.
- If your shop does not have an oil/water separator, you must have one installed, and it must meet the design requirements of the Indiana Department of Fire & Building Services.
- Schedule & document regular preventive maintenance to keep your oil/water separator operating at peak efficiency.
- Have the contents of oil separators or traps collected at sufficiently frequent intervals and removed from the premises to prevent oil from being carried into the sewer.



If You Discharge to a Holding Tank:

You Must:

- If your drain leads to a holding tank, you must obtain a construction permit from IDEM/OWM for the installation of the tank and have permission to haul your wastewater to a POTW.
- Have an oil/water separator that meets the design requirements of the Indiana Department of Fire & Building Services.
- If your non-hazardous wastewater does not meet the POTW's effluent limits, you must have it hauled to a permitted treatment facility.
- If your wastewater is determined to be hazardous waste, you must:
 1. Ensure that your holding tank meets standards required for generators that accumulate hazardous waste in tanks. Contact IDEM/CTAP for assistance.
 2. Count your wastewater toward your hazardous waste generator status report.



For Additional Information or Assistance Contact One of the Following:

- Indiana Department of Environmental Management**
- Office of Water Management (OWM) (317) 232-8645
 - Compliance & Technical Assistance Program (CTAP) (800) 988-7901
 - Emergency Response Branch (24/7) (888) 233-7745
 - Office of Solid & Hazardous Waste Management (317) 234-0964
- Indiana Underground Plant Protection Service (Call Before You Dig)** (800) 382-5544 or 811
- Indiana Department of Fire & Building Services** (317) 232-1431
- Alliance of Indiana Rural Water, Inc.** (888) 937-4992

This publication was produced by:

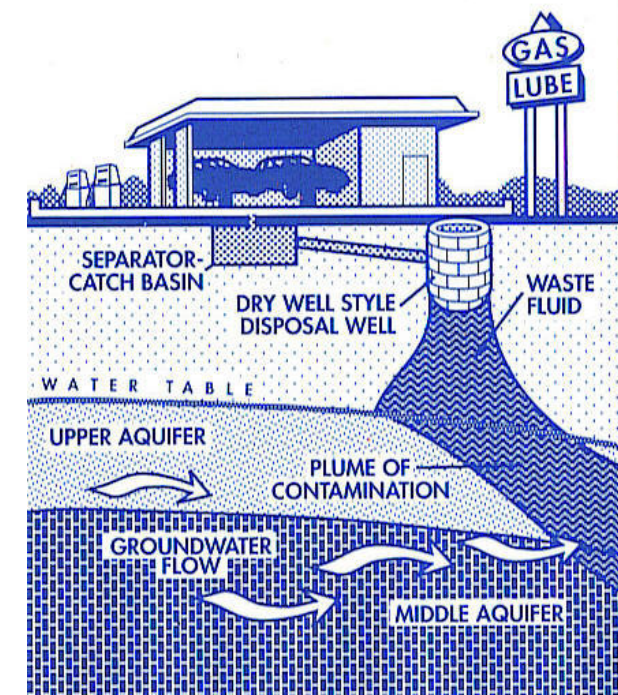
Toby D. Days, Source Water Specialist, Alliance of Indiana Rural Water 2009

555 W. Jefferson St
Franklin, IN 46131
(317) 789-4200
1-888-937-4992
alliance@inh2o.org
www.inh2o.org

Working with you to provide



Does your facility generate automotive wastes?



What's the Problem?

Automotive service stations generate waste and wastewater during daily operations. Sometimes these wastes are disposed into Class V Injection Wells, which are shallow wells, such as septic system drainfields, dry wells, cesspools, or pits. In other cases these wastes are improperly disposed into separate storm drains. If these wastes are improperly disposed into separate storm sewers they may endanger surface water such as streams, lakes, and reservoirs.

The Environmental Protection Agency (EPA) has conducted nationwide tests on wastewaters from automotive service industries. Typically they contain organic and inorganic chemicals in concentrations which exceed EPA's primary drinking water standards, established under the Safe Drinking Water Act (SDWA). If these wastewaters are disposed into Class V injection wells they may endanger groundwater that could be a source of drinking water and ultimately threaten human health.



Class V injection wells are regulated by federal, state, and local officials. EPA requires all Class V well owners and operators to submit inventory information. If you do not report your Class V well to the appropriate Underground Injection Control (UIC) program director, or if your well endangers drinking water sources, you may be fined.

EPA prohibits the injection of fluids that will endanger groundwater that is or could be an underground source of drinking water. In addition, discharges to the waters of Indiana (including storm drains, rivers, streams, lakes, ditches, etc.) are only allowed if the business has a National Pollutant Discharge Elimination System (NPDES) permit from IDEM's Office of Water Management (OWM) under the authority of the Clean Water Act (CWA).

Your facility may also be subject to regulations under the Resource Conservation and Recovery Act (RCRA), also known as the hazardous waste regulations. A waste is considered hazardous if it contains toxic chemicals in excess of concentrations listed in the regulations.

Management Responsibilities

Most Auto Repair shops have opportunities to save money, conserve resources, reduce emissions, avoid or reduce permitting fees, and stay in compliance by making simple changes to their practices or implementing Pollution Prevention (P2) methods. How you manage your wastewater will depend upon the discharge location for your bay drains. If you don't know where your drains discharge, begin by doing the following:



- Check your sewer bill to determine if you are charged for services by your local publicly owned treatment works (POTW) or sanitary sewer. If you're being charged, you're most likely connected to the POTW.
- Walk the property line to look for outfall pipes.
- Talk with neighbors to determine if outfall pipes originate from their property.
- Check with your county sanitation department to determine if they will add a colored dye to your wastewater to locate your discharge (sewer and excavating companies also perform this service).

If You Discharge to a Septic System or Directly to the Environment:

You Must:

- If your drain leads to a storm drain, river, lake, or the ground, you must obtain an NPDES permit from IDEM/OWM. More suitable options include plugging your drains to become a "dry" shop, connecting to the local POTW, or installing a holding tank.
- If your drains lead to a septic system, you must connect to a POTW or install a holding tank.
- If your shop does not have an oil/water separator, you must have one installed, and it must meet the design requirements of the Indiana Department of Fire & Building Services. Prior to installing your separator, you must submit plans and a construction permit to IDEM/OWM.

